

KANO STATE GOVERNMENT OF NIGERIA

**THE ACCOUNTANT-GENERAL'S FINANCIAL
STATEMENT AND ANNUAL ACCOUNTS**

(UNAUDITED)

For the year ended 31st December 2019

Office of the Accountant-General

Ministry of Finance & Economic Development


Audu Bako Secretariat

Kano State.

Kano State Government
Financial Statements for the year ended 31 December 2019
Statement of Financial Performance

Description	Notes	2019	2018
		N'000	N'000
Revenue			
Revenue from Non-exchange Transactions:			
FGN:			
FAAC Allocation (Statutory Allocations)	1b	85,349,642	87,149,214
Other Receipts	2b	2,997,637	19,127,736
Capital Receipts	3a,b	19,752,411	
Gain from Exchange Translation	4	295,891	
Sub-total		108,395,581	106,276,950
State:			
Taxation Income	5	16,227,862	32,654,600
Other Revenue	6	6,344	318,523
Sub-total		16,234,206	32,973,123
Total Revenue from Non-Exchange Transaction		124,629,787	139,250,073
Revenue from Exchange Transactions:			
MDAs Revenue	7b	24,365,840	11,457,380
Investments Income	8	1,522,711	-
Total Revenue from Exchange Transaction		25,888,551	11,457,380
Total Operating Revenue		150,518,338	150,707,453
Expenses:			
Wages, salaries and employee benefits	9b	58,074,921	56,067,902
Transport & Travelling		1,665,182	1,226,131
Utilities General		630,883	867,176
Materials & Supplies		2,555,644	5,395,431
Maintenance Services		957,858	402,879
Training General		2,603,671	324,784
Other Services		1,924,626	251,290
Financial General		26,800	32,254
Fuel & Lubricant		934,257	1,109,500
Miscellaneous General		13,667,652	7,356,136
Consulting and Professional Services		315,487	-
Grants and Other Contributions		1,560,595	-
Subvention to Parastatals & Agencies		866,339	5,499,502
Cost of IGR Collections	10	1,615,778	1,232,549
Lost on Foreign Exchange Translation	11	15,294	3,831
Public Debt Charges	12	3,228,100	3,163,097
Capital receipts	3a	6,032,974	
Depreciation	13a	5,847,196	
Impairment	14	33,783	
Total Operating Expenses		102,557,040	82,932,461
Surplus for the year		47,961,298	67,774,992

SIGNATURE:



SHEHU ABBAS MU'AZU, CNA
ACCOUNTANT GENERAL KANO STATE

Kano State Government
Financial Statements for the year ended 31 December 2019
Statement of Financial Position

Description	Notes	2019	2018
		N'000	N'000
Assets	Note		
Non-current Assets			
PPE	13a	24,407,607	-
Unclassified Assets		140,838,040	140,838,040
Investment Securities	15	6,452,405	28,787,659
Investment Properties	16	23,912,247	-
Total Non-Current Assets		195,610,299	169,625,699
Current assets			
Inventories (Stock)	17	100,254	-
Cash and Cash Equivalents	18	17,875,286	13,525,822
Receivables	19	39,919,191	1,089,438
Differed Charges		-	13,992
Total Current Assets		57,894,731	14,629,252
Total Assets		253,505,030	184,254,951
Liabilities			
Current liabilities			
Payables and Other Liabilities	20	26,231,226	15,408,316
Public debts	21a	1,890,066	5,795,459
Total Current Liabilities		28,121,292	21,203,775
Non-current liabilities			
Public debts	21b	69,443,373	64,368,125
Total Non-Current Liabilities		69,443,373	64,368,125
Total liabilities		97,564,665	85,571,900
Net assets/Equity			
Accumulated surplus		155,940,365	98,683,051
Total Net Assets/Equity		155,940,365	98,683,051
		253,505,030	184,254,951

SIGNATURE: _____

Mu'azu
SHEHU ABBAS MU'AZU, CNA
ACCOUNTANT GENERAL KANO STATE

Kano State Government
Financial Statements for the year ended 31 December 2019

Statement of changes in net assets

Description	Net Asset Accumulated	Surplus	Total reserves
	N'000	N'000	N'000
Balance as at 1 January 2019	98,683,051	67,774,992	166,458,043
Opening IPSAS adjustment		(51,795,744)	(51,795,744)
Surplus for the year 2019	-	47,309,504	47,309,504
Gain from Exchange Translation		4,605	4,605
Change in fair value of Public Debt	(295,891)	-	(295,891)
Omitted Liability for the year 2018	(6,584,061)		(6,584,061)
Omitted Grants Inflow (Partnership Project for Education) for year 2015		8,327,336	8,327,336
Omitted Grants Outflow (Partnership Project for Education) for year 2015		(7,325,997)	(7,325,997)
Omitted Grants Inflow (SLOGOR) for year 2015		2,826,618	2,826,618
Omitted Grants Outflow (SLOGOR) for year 2015		(1,982,442)	(1,982,442)
NEWMAP Overcast for year 2018	(4,194,455)		(4,194,455)
Omitted Unquoted Investments for year 2018	94,509	-	94,509
Salary Arrears of 2018 Paid in 2019		(34,173)	(34,173)
FAAC Statutory for Dec 2017		(3,840,458)	(3,840,458)
FAAC Statutory for Dec 2018		7,262,575	7,262,575
FAAC Other Receipts for Dec 2017		(320,848)	(320,848)
FAAC Other Receipts for Dec 2018		9,764	9,764
Public Debts for Dec 2017	(314,659)		(314,659)
Public Debts for Dec 2018	478,683		478,683
Inventories (Stock) as at 2019	(100,254)		(100,254)
Recognised Life Assets as at 2019	(42,295)		(42,295)
Omission of WAPIC (Investment in Security)		5	5
Balance as at 31 December 2019	87,724,628	68,215,737	155,940,365

SIGNATURE: _____

Mu'azu

SHEHU ABBAS MU'AZU, CMA

ACCOUNTANT GENERAL KANO STATE

Kano State Government
Financial Statements for the year ended 31 December 2019
Cash Flow Statements

		2019	2018
		N'000	N'000
Cash flows from Operating Activities	Note		
Revenue			
Revenue from Non-exchange Transactions:			
FGN:			
Statutory allocation	1a	84,755,061	87,149,214
Other Receipts	2a	2,995,666	19,127,736
Sub-total		87,750,727	106,276,950
State:			
Taxation Income	5	16,227,862	32,654,600
Other revenue	6	6,344	318,523
Sub-total		16,234,206	32,973,123
Total revenue from Non-Exchange Transaction		103,984,933	139,250,073
Revenue from exchange transactions:			
MDAs Revenue	7a	15,567,477	11,457,380
Total revenue from Exchange Transaction		15,567,477	11,457,380
Total Inflows from operating activities		119,552,410	150,707,453
Outflows:			
Wages, salaries and employee benefits	9a	58,082,018	(56,067,902)
Transport & Travelling		1,665,182	(1,226,131)
Utilities General		630,883	(867,176)
Materials & Supplies		2,555,644	(5,395,431)
Maintenance Services		957,858	(402,879)
Training General		2,603,671	(324,784)
Other Services		1,924,626	(251,290)
Financial General		26,800	(32,254)
Fuel & Lubricant		934,257	(1,109,500)
Miscellaneous General		13,667,652	(7,356,136)
Consulting and Professional Services		315,487	-
Grants and Other Contributions		1,560,595	-
Subvention to Parastatals & Agencies		866,339	(5,499,502)
Cost of IGR collection	10	1,615,778	(1,232,549)
Total outflows from operating activities		87,406,790	(79,765,534)
Net cash flows from operating activities		32,145,620	70,941,919
Cash flows from investing activities			
Inflow:			
Capital Receipts	3a	10,148,923	-
Total Inflows from Investing Activities		10,148,923	
Outflows:			
Capital Expenditure:			
Administrative Sector	13b	(920,542)	(894,434)
Economic Sector		(19,286,269)	(223,000)

Law and Justice		(118,523)	(135,146)
Regional Development		-	(40,032,652)
Social Service Sector		(10,663,852)	(28,379,321)
Power intervention		-	-
NEWMAP		-	(204,705)
Capital Receipts	3a	(6,032,974)	-
Total Outflows from investing activities		(37,022,160)	(69,869,257)
Net cash flows used in investing activities		(26,873,237)	(69,869,257)
Cash flows from financing activities			
Proceeds from Borrowings	3c	6,085,530	204,705
Repayment of Borrowings	22	(7,008,449)	(6,081,380)
Net cash flows used in financing activities		(922,919)	(5,876,675)
Net Cash Flow from all Activities		4,349,464	(4,804,013)
Opening cash and cash equivalent		13,525,822	18,329,836
Closing cash and cash equivalent		17,875,286	13,525,822

SIGNATURE:



SHEHU ABBAS MU'AZU, CNA
ACCOUNTANT GENERAL KANO STATE

Kano State Government
Financial Statements for the year ended 31 December 2019
Statement of comparison of budget and actual amounts

Description	Budgeted		Actual Receipts and Payments N'000	Difference final budget and actual N'000
	Original N'000	Final N'000		
Recurrent Revenue				
Total Recurrent Revenue	158,662,668	158,662,668	119,552,410	(39,110,258)
Internally Generated Revenue	46,901,031	46,901,031	31,795,339	(15,105,692)
Statutory Revenue	62,625,549	62,625,549	65,223,557	2,598,008
Government Share of VAT	21,189,819	21,189,819	19,531,504	(1,658,315)
Other Receipts (FGN)	7,946,269	7,946,269	2,995,666	(4,950,603)
Recurrent loan (Bailout)	20,000,000	20,000,000		(20,000,000)
Other Receipts (State)	-	-	6,344	6,344
Total Receipts	61,308,308	61,308,308	29,760,275	(31,548,033)
Miscellaneous General	1,925,000	1,925,000		(1,925,000)
Grants General	30,835,613	30,835,613	10,148,923	(20,686,690)
Receipt from loans	28,017,500	28,017,500	6,085,530	(21,931,970)

Kano State Government
Financial Statements for the year ended 31 December 2019
Statement of comparison of budget and actual amounts

Description	Budgeted		Actual Receipts and Payments N'000	Difference final budget and actual N'000
	Original N'000	Final N'000		
Treasury Opening Balance	530,195	530,195	13,525,822	12,995,627
Total Recurrent Receipt & Capital Receipt	219,970,976	219,970,976	149,312,685	(70,658,291)
Payments				
Debt Charges	1,447,000	1,447,000	7,008,449	(5,561,449)
Personnel cost	61,421,310	58,237,149	58,082,018	155,131
Overhead cost	24,629,525	27,813,686	27,708,990	104,696
Capital expenditure	132,473,141	132,473,141	37,022,160	95,450,981
IGR Cost of collection	-	-	1,615,778	(1,615,778)
Total payments	219,970,976	219,970,976	131,437,399	88,533,577
Net receipts	-	-	17,875,286	17,875,286

SIGNATURE: 
SHEHU ABBAS MU'AZU CNA
ACCOUNTANT GENERAL KANO STATE



OFFICE OF THE ACCOUNTANT GENERAL

Ministry of Finance Kano State

TELEPHONE:

Accountant General: 08086526261
Director Treasury: 08028344093
Director Inspection & Training: 08054366263
Director Final Account: 08036782586
Dir. Revenue Monitoring & Eva.: 08033611739

In case of reply please quote reference

No...MOF./OAG./FA./AFS./09./V./1

DEPARTMENT: Final Accounts

DATE: 30 March, 2020

The Auditor General,
Office of the Auditor General,
Kano State.



SUBMISSION OF 2019 THE ACCOUNTANT-GENERAL'S FINANCIAL STATEMENT AND ANNUAL ACCOUNTS (DRAFT) OF THE KANO STATE GOVERNMENT.

Pursuant to Section 125 (5) of the 1999 Constitution of the Federal Republic of Nigeria, I directed to forward to you the 2019 Accountant-General's Financial Statement and annual Accounts of the State.

2. The Annual Accounts comprise of the following principal statements as required in the General Purpose Financial Statements (GPFS):

- a. Statement of Financial Performance
- b. Statement of Financial Position
- c. Cash Flow Statements
- d. Statement of Changes in Net Assets/Equity
- e. Statement of Comparison of Budget and Actual Amounts
- f. Notes to the GPFS

3. Accompanying the principal statements are the following source documents (Files):


- i. FAAC;
- ii. Internally Generated Revenue (KIRS);
- iii. Capital Receipts;
- iv. Capital Expenditure

- v. Salaries and Wages;
- vi. Life Assets;
- vii. Overhead Cost;
- viii. Bank Balances;
- ix. Annual Board of Survey;
- x. Inventory (Stock);
- xi. Debt Management Unit (report)
- xii. Project Finance Management Unit (report)
- xiii. Share-benefits Report (State Investments)
- xiv. Pension
- xv. Kano State Investments Properties

4. Above is for your perusal and anticipated expedite action, please.


5. Accept the assurances and esteem regards of the Accountant-General.

Umar Abdul'aziz.



Director Final Accounts.

For: Accountant-General.



OFFICE OF THE AUDITOR GENERAL

KANO STATE

Audu Bako Secretariat,
P.M.B. 3017, Kano.

Telephone: (064) 664400
Fax: (064) 663603

In Case of Reply Quote Ref. No:
AUD/ADM-89/XXV/

30th March, 2020
6 Shawwal 1441

The Accountant General
Office of the Accountant General
Kano State.

ACKNOWLEDGEMENT

I am directed to acknowledge the receipt of the Accountant General's financial statements and Annual Accounts of the Kano State Government for the year ended 31st December, 2019 vide your letter reference no. MOF/OAG/FA/09/V.I dated 30th March, 2020.

Kindly accept the assurances and regards of the Auditor General (state).

Best regards

Bello Umar Gwarzo
Director of Audit (Government)
For: Auditor General
Kano State